



NORTHSIDE
CHURCH OF CHRIST

FALL FAMILY ACTIVITY KIT 2024

25

Days of Thankfulness

Hiding God's Word in Our Hearts

1

Thanks be to God for His indescribable gift.

2 Cor 9:15

2

But thanks be to God, who gives us the victory through our Lord Jesus Christ.

1 Cor 15:57

3

...in everything give thanks; for this is the will of God in Christ Jesus for you.

1 Thes 5:18

4

Continue earnestly in prayer, being vigilant in it with thanksgiving...

Colossians 4:2

5

Oh, give thanks to the Lord, for He is good! For His mercy endures forever.

1 Chron 16:34

6

Oh, that men would give thanks to the Lord for His goodness, and for His wonderful works to the children of men!

Psalms 107:21

7

And when you offer a sacrifice of thanksgiving to the Lord, offer it of your own free will.

Leviticus 22:29

8

I will praise the name of God with a song, and will magnify Him with thanksgiving.

Psalms 69:30

9

Then He took the cup, and when He had given thanks He gave it to them, and they all drank from it.

Mark 14:23

10

Surely the righteous shall give thanks to Your name; The upright shall dwell in Your presence.

Psalms 140:13

11

Therefore by Him let us continually offer the sacrifice of praise to God, that is, the fruit of our lips, giving thanks to His name.

Hebrews 13:15

12

For all things are for your sakes, that grace, having spread through the many, may cause thanksgiving to abound to the glory of God.

2 Cor 4:15

13

Now thanks be to God who always leads us in triumph in Christ, and through us diffuses the fragrance of His knowledge in every place.

2 Cor 2:14

14

Be anxious for nothing, but in everything by prayer and supplication, with thanksgiving, let your requests be made known to God.

Philippians 4:6

15

As you therefore have received Christ Jesus the Lord, so walk in Him, rooted and built up in Him and established in the faith, as you have been taught, abounding in it with thanksgiving.

Col 2:6-7

16

Enter into His gates with thanksgiving, And into His courts with praise. Be thankful to Him, and bless His name.

Psalms 100:4

17

So we, Your people and sheep of Your pasture, Will give You thanks forever; We will show forth Your praise to all generations.

Psalms 79:13

18

...giving thanks always for all things to God the Father in the name of our Lord Jesus Christ...

Ephesians 5:20

19

And He took the seven loaves and the fish and gave thanks, broke them and gave them to His disciples; and the disciples gave to the multitude.

Matthew 15:36

20

Praise the Lord! Oh, give thanks to the Lord, for He is good! For His mercy endures forever.

Psalms 106:1

21

Sing praise to the Lord, you saints of His, and give thanks at the remembrance of His holy name.

Psalms 30:4

22

Let us come before His presence with thanksgiving; Let us shout joyfully to Him with psalms.

Psalms 95:2

23

Oh, give thanks to the Lord! Call upon His name; Make known His deeds among the peoples!

1 Chron 16:8

24

Every good gift and every perfect gift is from above, coming down from the Father of lights...

James 1:17a

25

...giving thanks to the Father who has qualified us to be partakers of the inheritance of the saints in the light.

Colossians 1:12

FALL FUN BUCKET LIST

GO APPLE PICKING

BAKE AN APPLE PIE

MAKE CHILI

VISIT A CORN MAZE

DRINK A LATTE

BAKE MUFFINS

MAKE APPLE CIDER

MAKE A COSTUME

CARVE OR PAINT PUMPKINS

EAT CANDY CORN

COLLECT ACORNS

CLIMB A TREE

PLAY FOOTBALL

GO TO THE PARK

MAKE APPLESAUCE

MAKE A WREATH

HAVE A PICNIC

HOST A BONFIRE

MAKE A GRATITUDE LIST

MAKE PUMPKIN BREAD

COLLECT LEAVES

JUMP IN LEAVES

GO ON A HAYRIDE

VISIT A PUMPKIN PATCH

MAKE A PINECONE BIRD FEEDER

TAKE FAMILY PICTURES

TAKE A NATURE HIKE

FAMILY SERVICE PROJECT

HAVE A MOVIE NIGHT

EAT CORN ON THE COB



THANKS FOR EVERYTHING

What are YOU grateful for? Name something or someone for each letter!

A _____

B _____

C _____

D _____

E _____

F _____

G _____

H _____

I _____

J _____

K _____

L _____

M _____

N _____

O _____

P _____

Q _____

R _____

S _____

T _____

U _____


V _____

W _____

X _____

Y _____

Z _____



Pumpkin Shortbread Cookies

INGREDIENTS

1 cup softened butter
¾ cup brown sugar
½ teaspoon vanilla extract
2 cups all-purpose flour
1 ½ teaspoons pumpkin pie spice
½ teaspoon salt
½ cup Turbinado sugar
Candy Corn Pumpkins



1. Combine butter, brown sugar, and vanilla extract in the bowl of an electric mixer. Beat at medium speed, scraping bowl often, until creamy. Add flour, pumpkin pie spice, and salt. Beat at low speed, scraping bowl often, until well mixed. Cover; refrigerate until firm, about 45 minutes.
2. Heat oven to 350°F. Line two sheet pans with parchment paper. Place Turbinado sugar in a large, shallow bowl.
3. Shape dough into 1-inch balls. Roll dough balls in Turbinado sugar and place them 2 inches apart on prepared sheet pans.
4. Bake 14-18 minutes or until edges are lightly browned.
5. Remove from oven and immediately place a candy pumpkin in the center of each cookie. Press down gently, as far as you can. If cookie cracks when inserting pumpkin, just push it back together and hold in place for 2-3 seconds. Cool completely.

<https://thecafesucrefarine.com/pumpkin-shortbread-cookies>

Search to **SHARE** **SCAVENGER HUNT**

Make sharing with your community a fun family game! There are 3 ways to play as you collect food for a local food pantry. Don't forget to PRAY for the families who will receive these items!



Boxed Potatoes	Canned Peas
Baked Beans	Canned Corn
Canned Chicken	Canned Green Beans
Canned Tuna	Cereal Box
Mac n Cheese	OatMeal
Canned Peaches	Pancake Mix
Canned Pears	Syrup
Raisins	Chicken Noodle Soup
Granola Bars	Jelly
Applesauce	Rice
Crackers	Spaghetti Sauce
Mixed Nuts	Spaghetti Noodles
Peanut Butter	Cooking Oil
Dish Soap	Formula
laundry Detergent	Diapers

OPTION 1

In the grocery store, divide your family into teams with at least one teen or grown up on each team. Split up the list and whoever reaches the checkout lane with their entire list completed wins! Deliver the groceries to a food pantry on the way home.

OPTION 2

Pre-purchase the items. Cut up the list and place individual slips in a jar. Each day of November let the kids draw the name of a grocery item out of the jar, search the pantry for it, and place it in a collection container. At the end of the month, take the collection of items to a food pantry.

OPTION 3

Pre-purchase the items. Hide the items around the house and let the kids find them like an Easter Egg Hunt. Have them check off the items on the list to make sure they have found them all. As a family, deliver the items to a food pantry. Don't forget to pray for the families!

HOW WOULD YOU DESCRIBE GOD TO SOMEONE?

WHAT ARE YOU EXCITED ABOUT TODAY?

WHAT DO YOU THINK HEAVEN WILL BE LIKE?

IF YOU OPENED A BUSINESS, WHAT KINDS OF THINGS WOULD YOU SELL?

WHAT COUNTRY WOULD YOU VISIT IF YOU COULD?

DINNER TIME CONVERSATION STARTERS

1. If you were going to change the world for the better, what's one thing you'd do?
2. What's the weirdest sound you can make?
3. What's your favorite season of the year?
4. If you could meet any TV or movie character, who would you want to meet?
5. How would you define love?
6. If you were going to be famous for something, what would you want to be known for?
7. How would you explain prayer to someone who didn't know what it was?
8. If you were invisible where would you go?
9. What does it mean to be a Christian?
10. Make up a word and its meaning.
11. What would you do with \$100,000 if you were given it today?
12. What kind of job would you like to do when you grow up?
13. Who do you think is stronger, an elephant or a rhino?
14. If you could become any animal for a week, what animal would you be?
15. What's your favorite smell?
16. What's something you're good at doing?
17. What's your favorite part of the day?
18. What's your favorite vegetable?



"LOOK AT HOW GOOD AND PLEASING IT IS WHEN FAMILIES LIVE TOGETHER AS ONE."

PSALM 133:1

Butter Finger	Skittles	3 Musketeer	Tootsie Pop	Twizzlers
Airhead	Kit Kat	Starburst	Jolly Rancher	Almond Joy
Milk Duds	DumDum	FREE	Tootsie Roll	Dots
Snickers	Reeses Cup	Smarties	M&Ms	Crunch
Nerds	Twix	MilkyWay	Reeses Pieces	Hershey Bar

Swedish Fish	Reeses Pieces	Skittles	Twizzlers	Crunch
Butter Finger	MilkyWay	Milk Duds	Snickers	Starburst
Airhead	M&Ms	FREE	BlowPop	Dots
Jolly Rancher	Reeses Cup	Kit Kat	Tootsie Pop	DumDum
Nerds	Tootsie Roll	Smarties	Hershey Bar	3 Musketeer


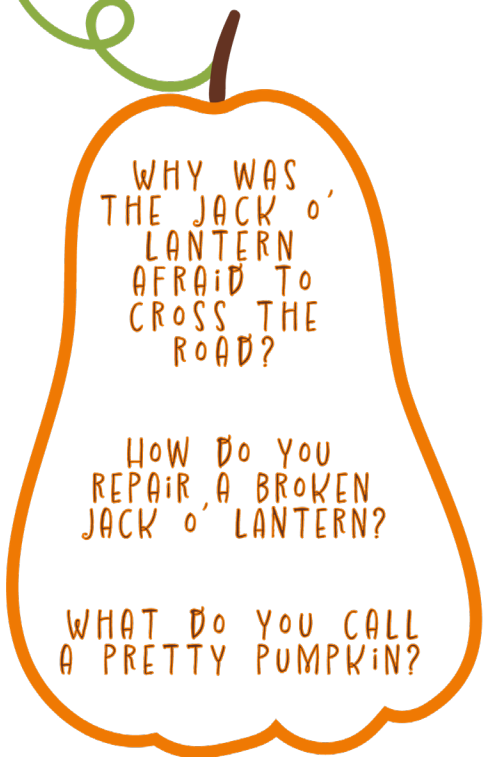
HALLOWEEN CANDY BINGO

Print, cut, and distribute the gameboards. A caller draws out candy from their stash as players cross out squares on their boards. First 5 in a row wins!

Swedish Fish	DumDum	BlowPop	Twix	Snickers
Hershey Bar	Milk Duds	M&Ms	Kit Kat	Tootsie Pop
Smarties	Tootsie Roll	FREE	Airhead	Dots
Nerds	Jolly Rancher	MilkyWay	Reeses Cup	3 Musketeer
Skittles	Starburst	Butter Finger	Twizzlers	Almond Joy

M&Ms	Snickers	DumDum	Hershey Bar	Twix
Almond Joy	Smarties	Tootsie Roll	MilkyWay	Jolly Rancher
Dots	BlowPop	FREE	Nerds	Skittles
Kit Kat	Milk Duds	Airhead	Tootsie Pop	Swedish Fish
Reeses Pieces	Starburst	Crunch	Reeses Cup	Twizzlers

Gourd Vibes Only!



1. IT HAD NO GUTS 2. USE A PUMPKIN PATCH 3. GOURDEOUS.

CAN YOU FIND THE TWO PUMPKINS THAT MATCH?



THANKSGIVING

WORD SEARCH

How many can you find?

C Q F K N K S I W Y H Z F P
P I E V T U R K E Y K V N I
A W F A M I L Y F A L L Y L
S Q U A S H C T Q L O W V G
F A R Y U C Z F A M I L Y R
C A X N R T H A N K F U L I
Q O C E L E B R A T E T X M
Q D L Y D E M K E C G U S S
A X Z O D X P F E A S T T N
K X I P N H A R V E S T R D
Q A M E R I C A U F T O N I
I N D I A N S B Q X C I D H
C Z O Z Q T T T B Z J G D Y
Q S D T Q T P U M P K I N P

Family
Squash
Pumpkin
Pilgrims

Fall
Colonist
America
Harvest

Corn
Family
Pie
Indians

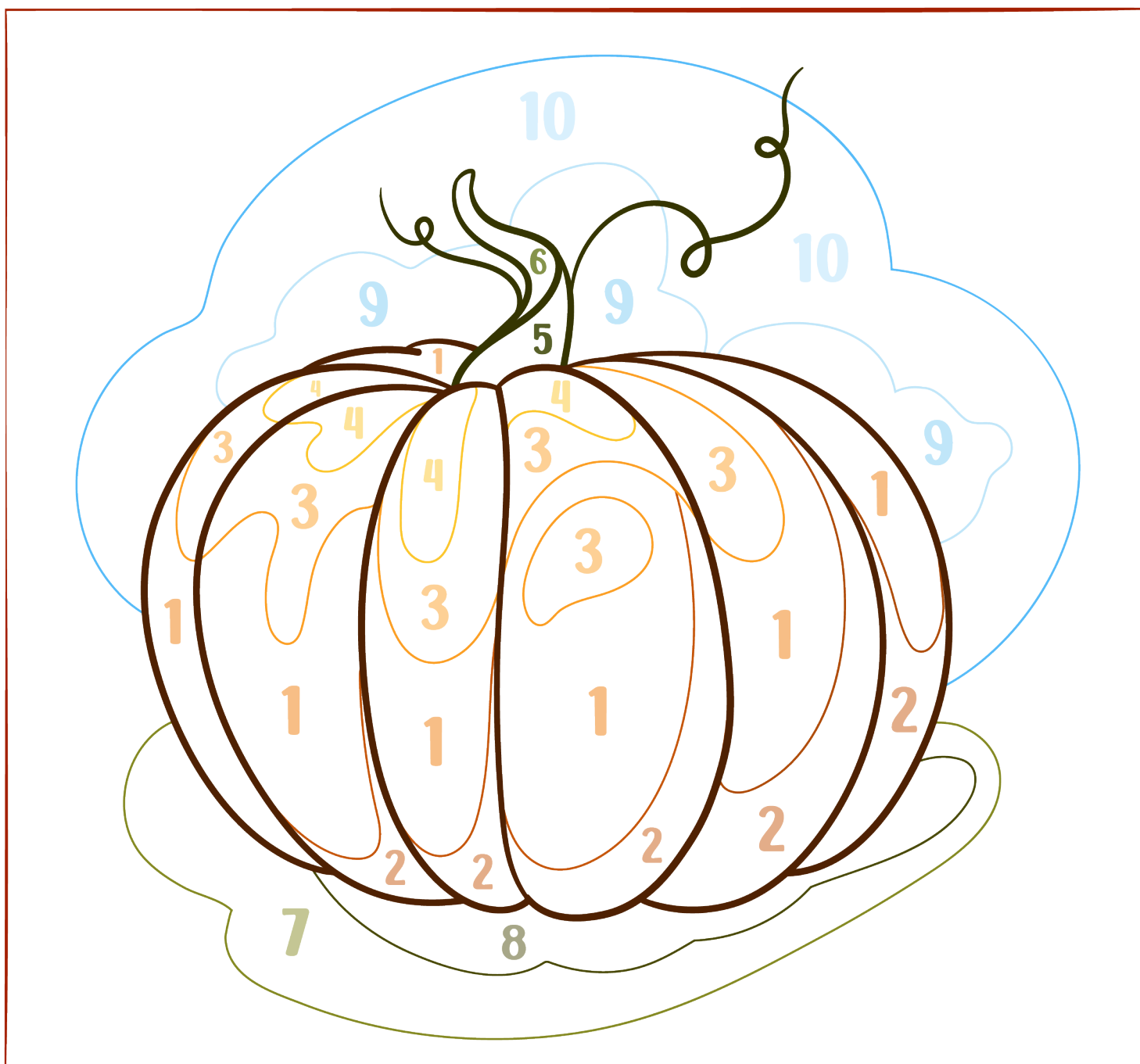
Turkey
Feast
Thankful
Celebrate



COLOR BY NUMBER



- 1
- 2
- 3
- 4
- 5
- 6
- 7
- 8
- 9
- 10







TRUNK OR TREAT

**Sunday, October 27
5-7 p.m.**

**Northside Church of Christ
19818 US Hwy. 281 N**

(Cars arrive for setup at 4:30 p.m.)

Trunk or Treat is a safe, fun, fall event for the church family and the surrounding community

All are encouraged to participate!

Participants gather in the church parking lot and distribute candy from open trunks or the backs of vehicles. (Most cars will choose to decorate with a theme; this is not required)

Parents will accompany children as they travel from trunk to trunk, collecting candy and prizes, playing games, and participating in activities. Hot dogs will be provided.



**NO SCARY COSTUMES OR DECORATIONS, PLEASE
ALL CARS TO PROVIDE YOUR OWN CANDY**

For more information, visit nscoc.org/events
contact Nicole Largent at children@nscoc.org